

Spanish ACTIVITY BOOK 4

Adapted and translated into Spanish by:
Melissa Bennett

Activity Books 3, 4, 5 and 6 are based on the successful La Jolie Ronde Schemes of Work for Years 3, 4, 5 and 6 created by Rachel Redfearn, MFL Adviser, Wakefield LA.

They have been devised by:

Lynne Sixsmith

Deputy Head teacher, St Anne's C. of E. Primary, Bishop Auckland, County Durham.
Advanced Skills Teacher and Lead Teacher for Primary Languages, Durham L.A.

and

Pam Blacklock

Primary Language Co-ordinator, Durham Johnston Language College.
Lead Teacher Durham L.A.

Project co-ordinated by:

Colette Leclercq-Hallam
Founder, La Jolie Ronde

Graphic Design: Crisp Design www.crisp-design.co.uk

Illustrations: Ian Ward

Spanish consultant: Eva Aguiriano

First edition 2008, Spanish edition 2010

© La Jolie Ronde Ltd 2008-2010

Acknowledgements:

With grateful thanks to Lynne's sons, David and Andrew and Pam's daughter, Jayne for their advice and patience.








All rights reserved. In all countries, no part of this publication or the accompanying recording may be resold, reproduced or transmitted in any form or by any means, or stored in a retrieval system of any nature without prior written permission from the copyright holder at the publisher's address. Application for permission for use of copyright material shall be made to the publisher. Full acknowledgement of author, publisher and source must be given. 'La Jolie Ronde' is the sole proprietor of the name 'La Jolie Ronde' in connection with language instructions, textbooks, recordings and language recordings throughout the world. The purchase or repurchase of this programme (Lesson notes and CDs) in no way entitles the purchaser or any other person to use the name 'La Jolie Ronde' in connection with the teaching of languages. The use of the name 'La Jolie Ronde' in such connection is hereby specifically prohibited unless formally authorised by contract with 'La Jolie Ronde'.

La Jolie Ronde is a registered Trade Mark.

Lección 1

1 ¡Une la palabra y la imagen!

Can you write the correct part of the body underneath the pictures?

			
_____	_____	_____	_____
			
_____	_____	_____	

una nariz una cabeza una boca unos dientes
 el pelo unos ojos unas orejas

2 ¡Escribe las palabras en orden alfabético!

Now can you write them out in alphabetical order?

3 ¡Dibuja!

Can you draw the parts of the body in the boxes below?

--	--	--	--

una cabeza
grande

el pelo
verde

unos ojos
rojos

una boca
grande

--	--	--

unos dientes
negros y marrones

una nariz larga

unas orejas
puntiagudas

4 ¡Dibuja un monstruo!

Can you now draw your complete monster?

Mi monstruo:

El monstruo tiene una gran cabeza,
pelo verde, ojos rojos,
nariz enorme, una gran boca, dientes negros, dientes marrones
y orejas puntiagudas.

5 ¡Inventa un juego de palmas!

Can you make up a hand clap to this nursery rhyme?

La naranja ya está seca
La naranja ya está seca,
Amarillo está el limón
La sandía está llorando
Está riendo el melón




Lección 2

1 ¡Une las palabras y las partes del cuerpo!

Can you label the correct parts of the body? Use the words below to help you.

la pierna	la rodilla	el pie
el brazo	el estómago	la mano
el hombro		



2 ¡Pon en orden las palabras!

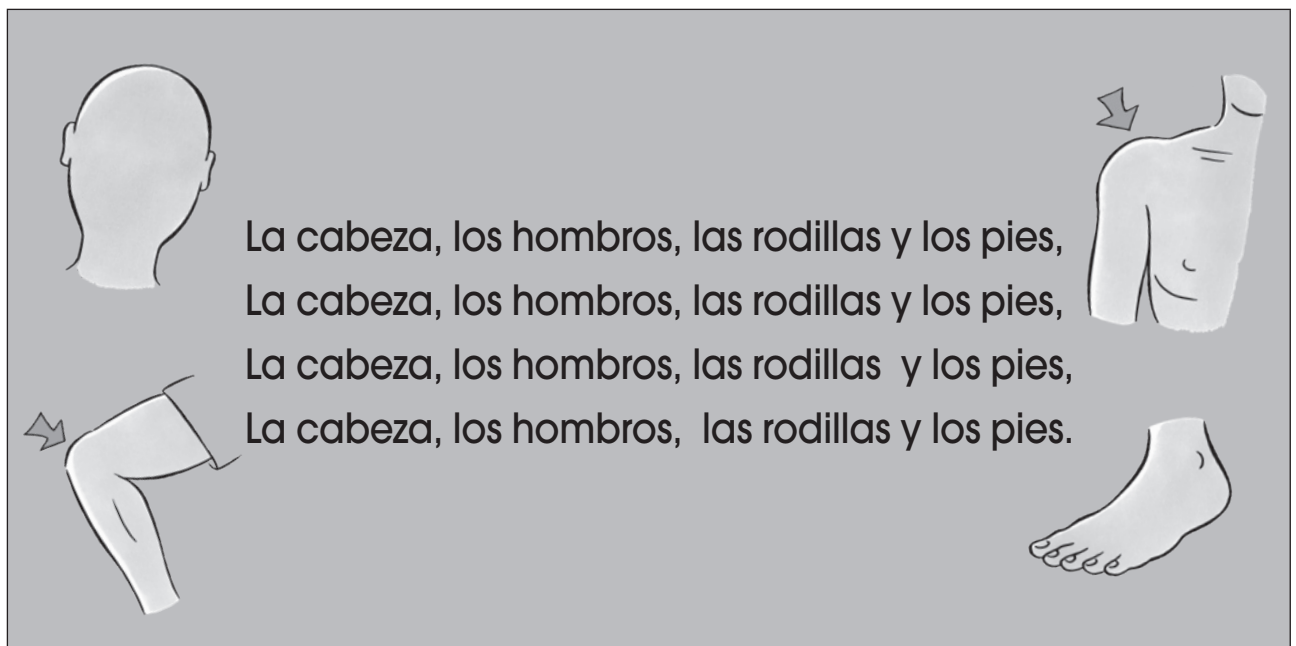
Can you sort the parts of the body into 'el' and 'la' words?

la pierna, el pie, el estómago, el hombro, la rodilla, el brazo, la mano

el (masculine)	la (feminine)
not sure	

3 ¡Canta!

Sing the song to the tune of Head, shoulders, knees and toes:



La cabeza, los hombros, las rodillas y los pies,
La cabeza, los hombros, las rodillas y los pies,
La cabeza, los hombros, las rodillas y los pies,
La cabeza, los hombros, las rodillas y los pies.

4 ¡Inventa un ritmo!

Can you make up your own chant using hand actions to show what the words mean?

Grande, pequeño, gordo
Grande, pequeño, gordo
Enorme, puntiagudo
Enorme, puntiagudo
Largo, largo, largo.

